

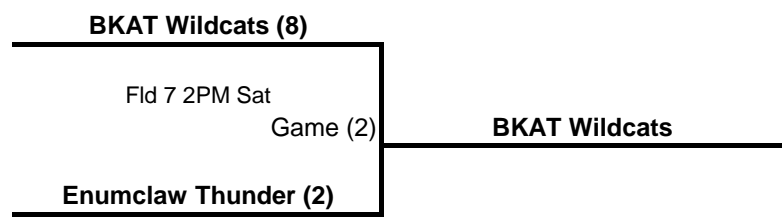
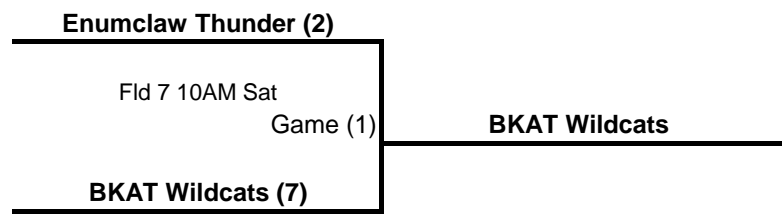
Spring Games-Soccer

Spring Games-Soccer									
TIME	FIELD 1 (Foss)	FIELD 2 (Foss)	FIELD 3	FIELD 4	FIELD 5	FIELD 6	FIELD 7	FIELD 8	FIELD 9
9:00AM	Unified 22+ Div 1 Game 1	Div 1 Game 1	Unified 22+ Div 1 Game 2	Div 1 Game 2	Div 2 Game 1	Div 6 Game 1	Div 7 Game 1	Unified MS Div 1 Game 1	Unified MS Div 2 Game 1
10:00AM	Unified 22+ Div 1 Game 3	Div 2 Game2	Unified 22+ Div 1 Game 4	Unified 22+ Div 2 Game 1	Ages 16-21 Game 1	Div 5 Game 1	Ages 8-15 Game 1	Unified Elem Game 1	X
11:00AM	Unified Sports Expeirnce	Div 3 Game 1	Div 3 Game 2	Div 4 Game 1	Unified 22+ Div 2 Game 2	X	X	Div 5 Game 2	X
12:00PM		Div 4 Game 2	Div 1 Game 3	Div 1 Game 4	Unified 22+ Div 2 Game 3	Div 7 Game 2	Unified MS Div 1 Game 2	Unified MS Div 2 Game 2	Div 6 Game 2
1:00PM		Div 2 Game 3	Div 2 Game 4	Div 3 Game 3	Div 3 Game 4	Div 5 Game 4	Div 5 Game 3	Unified Elem Game 2	X
2:00PM	Unified 22+ Div 2 Game 4	Div 4 Game 3	Div 4 Game 4	Unified 22+ Div 1 Game 5	Div 1 Game 5	X	Ages 8-15 Game 2	Div 6 Game 3	Div 7 Game 3
3:00PM	Div 1 game 6	Unified 22+ Div 1 Game 6	Div 2 Game 5	Div 2 Game 6	Ages 16-21 Game 2	X	X	Unified MS Div 2 Game 3	X
4:00PM	Unified 22+ Div 2 Game 5	Div 3 Game 5	Unified 22+ Div 2 Game 6	Div 3 Game6	Div 4 Game 5	Div 5 Game 6	Div 5 Game 5	Unified Elem Game 3 (If Nec)	X

Sunday June 4, 2017

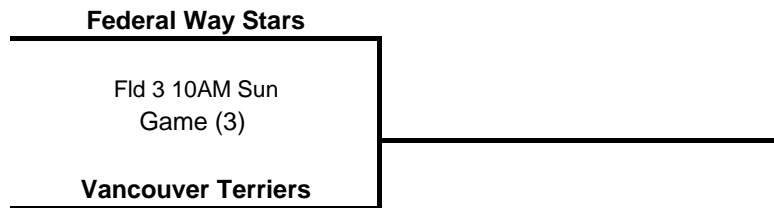
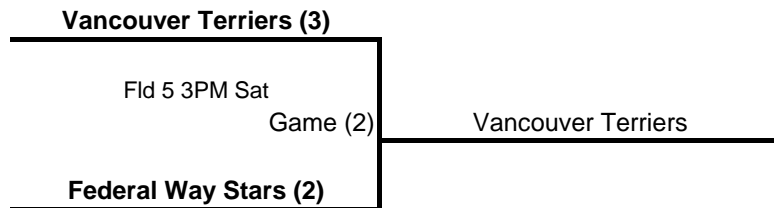
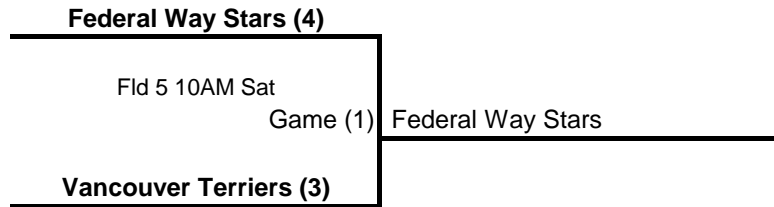
TIME	FIELD 1 (Foss)	FIELD 2 (Foss)	FIELD 3	FIELD 4	FIELD 5	FIELD 6	FIELD 7	FIELD 8
9:00AM	Unified 22+ Div 1 Game 7	Div 4 Game 6	Div 1 Game 7	Div 1 Game 8	Unified 22+ Div 2 Game 7	Div 5 Game 7	Unified MS Div 1 Game 3 (If Nec)	Div 7 Game 4
10:00AM	Div 3 Game 8	Unified 22+ Div 1 Game 8	Ages 16-21 Game 3 (If Nec)	Div 2 Game 8	Div 3 Game 7	Div 6 Game 4	Ages 8-15 Game 3 (If Nec)	Unified MS Div 2 Game 4
11:00AM	Div 1 Game 10	Div 4 Game 7	Unified 22+ Div 2 Game 8	Div 4 Game 8	Div 1 Game 9	Div 5 Game 8	Unified MS Exhibition 1	Unified MS Exhibition 2
12:00PM	Div 2 Game 7	Div 3 Game 9	Div 3 Game 10	Unified 22+ Div 1 Game 10	Unified 22+ Div 1 Game 11	Div 6 Game 5 (If Nec)	Unified MS Exhibition 3	Div 7 Game 5 (If Nec)
1:00PM	Unified 22+ Div 1 Game 9	Div 4 Game 9	Div 1 Game 12	Unified 22+ Div 2 Game 9 (If Nec)	Div 4 Game 10	Div 5 Game 9 (If Nec)	X	Unified MS Div 2 Game 5 (If Nec)
2:00PM	Div 1 Game 11	Div 2 Game 9	Div 2 Game 10	Unified 22+ Div 1 Game 12	X	X	X	X

Division: Ages 8 - 15



1ST PLACE BKAT WILDCATS
2ND PLACE ENUMCLAW THUNDER

Division: Ages 16 - 21

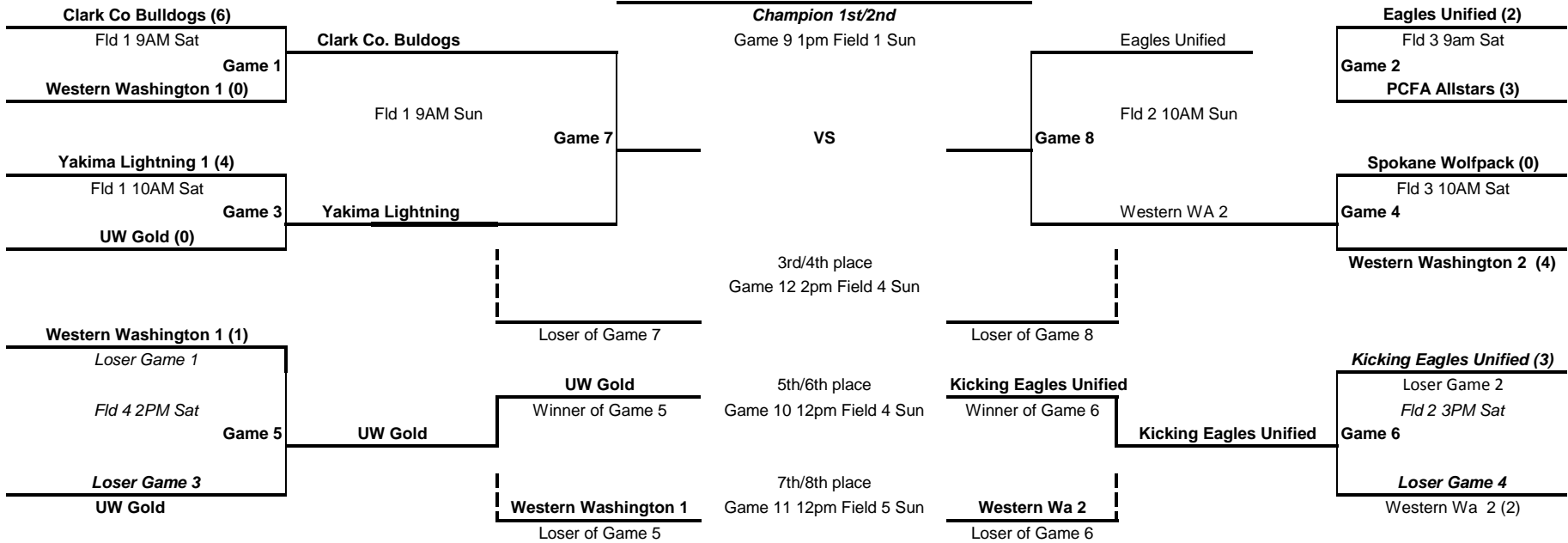


1ST PLACE _____
2ND PLACE _____

2017 State Soccer Unified Ages 22+ Division 1

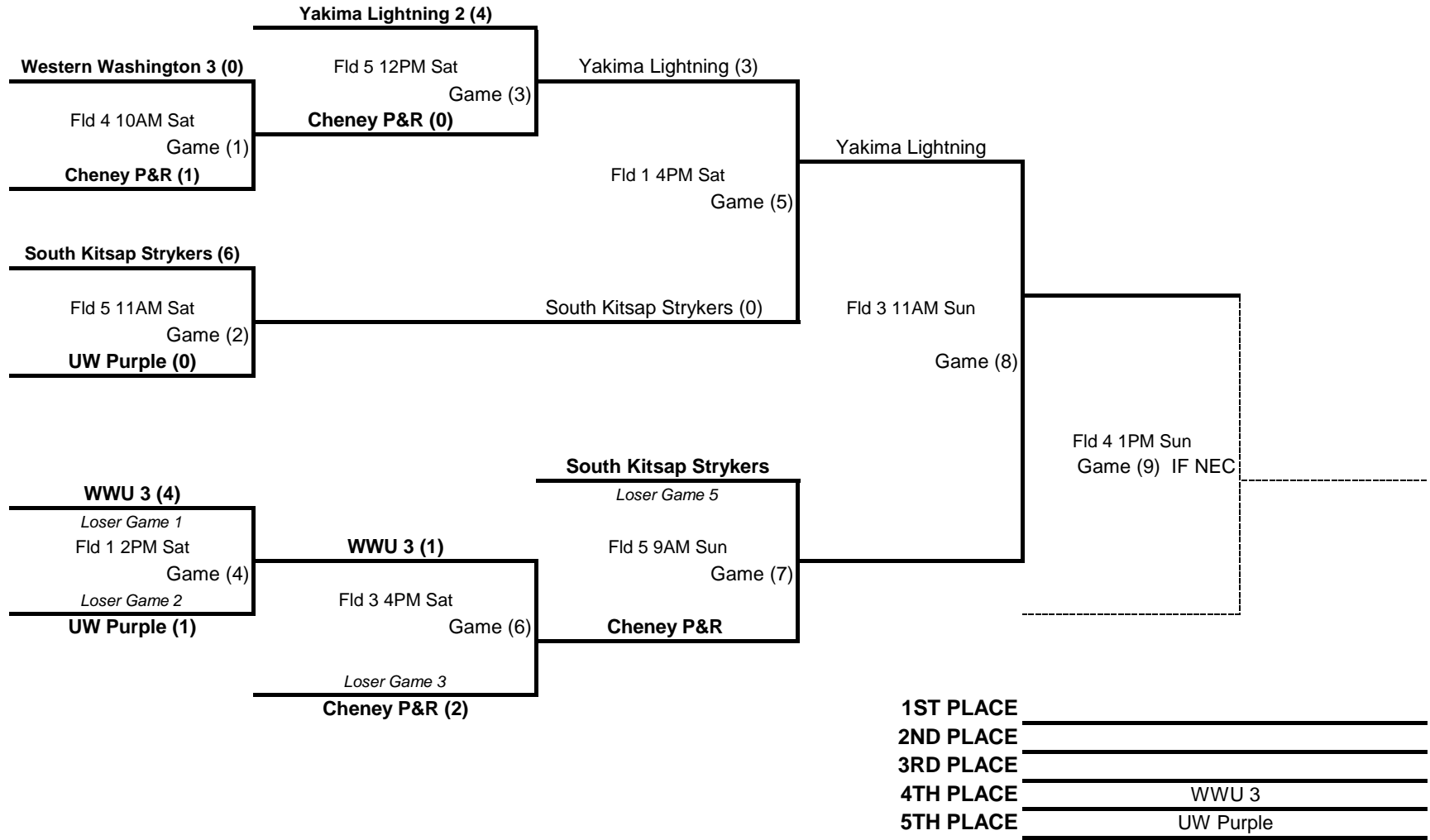
Group A

Group B



- 1st Place _____
- 2nd Place _____
- 3rd Place _____
- 4th Place _____
- 5th Place _____
- 6th Place _____
- 7th Place _____
- 8th Place _____

Unified Ages 22+ Division 2



Traditional Division 1

Round Robin Tournament

Division 1	W	L	D	PTS	GF	GA	GD
Marysville Sidekicks	3			9	12	3	Plus 9
Stevens County Stars		2		0	4	7	Minus 3
Kelso-Longview Shooters	3	1		9	10	7	Plus 3
Mercer Island Islanders	1	1		3	4	4	0
BKAT Stryking Lynx		3		0	1	9	Minus 8

Round 1

	<u>Score:</u>	<u>Game</u>	<u>Day/Time/Field</u>
Maysville Sidekicks	<u>4</u>		
vs		1	Sat. 9am Field 2
Mercer Island Islanders	<u>1</u>		

Stevens County Stars	<u>2</u>		
vs		2	Sat. 9am Field 4
Kelso Longview Shooters	<u>4</u>		

Bye: BKAT Stryking Lynx

Round 2

	<u>Score:</u>	<u>Game</u>	<u>Day/Time/Field</u>
Kelso-Longview Shooters	<u>0</u>		
vs		3	Sat. 12pm Field 3
Marysville Sidekicks	<u>5</u>		

Mecer Islander Islanders	<u>3</u>		
vs		4	Sat. 12pm Field 4
BKAT Stryking Lynx	<u>1</u>		

Bye: Stevens County Stars

Round 3

	<u>Score:</u>	<u>Game</u>	<u>Day/Time/Field</u>
BKAT Styking Lynx	0		
vs		5	Sat. 2pm Field 5
Kelso-Longview Stars	6		

Marysville Sidekicks	3		
vs		6	Sat. 3pm Field 1
Stevens County Stars	2		

Bye: Mercer Island Islanders

Round 4

	<u>Score:</u>	<u>Game</u>	<u>Day/Time/Field</u>
Stevens County Stars	_____		
vs		7	Sun. 9am Field 3
BKAT Styking Lynx	_____		

Kelso-Longview Stars	_____		
vs		8	Sun. 9am Field 4
Mecer Islander Islanders	_____		

Bye: Marysville Sidekicks

Round 5

	<u>Score:</u>	<u>Game</u>	<u>Day/Time/Field</u>
Mecer Islander Islanders	_____		
vs		9	Sun. 11am Field 5
Stevens County Stars	_____		

BKAT Styking Lynx	_____		
vs		10	Sun. 11am Field 1
Marysville Sidekicks	_____		

Bye: Kelso-Longview

Medal Rounds

Score:

Game

Day/Time/Field

D1

Gold Medal			
1st Place Team	_____		
vs		11	Sun. 2pm Field 1
2nd Place Team	_____		

Bronze Medal			
3rd Place Team	_____		
vs		12	Sun. 1pm Field 3
4th Place Team	_____		

Traditional Division 2 Round Robin Tournament

	W	L	D	PTS	GF	GA	GD
Thurston County Thunder		2	1	1	3	9	Minus 6
Everett Bruins		2	1	1	4	7	Minus 3
Tri-City Warriors	2		1	7	7	1	Plus 6
Issaquah Warriors	2		1	7	7	1	Plus 6

Round 1

	<u>Score:</u>	<u>Game</u>	<u>Day/Time/Field</u>
Thurston County Thunder	<u>2</u>	1	Sat. 9am Field 5
vs Everett Bruins	<u>2</u>		

Tri-City Warriors	<u>0</u>	2	Sat. 10am Field 2
vs Issaquah Warriors	<u>0</u>		

Round 2

	<u>Score:</u>	<u>Game</u>	<u>Day/Time/Field</u>
Everett Bruins	<u>1</u>	3	Sat. 1pm Field 2
vs Tri-City Warriors	<u>3</u>		

Issaquah Warriors	<u>5</u>	4	Sat. 1pm Field 3
vs Thurston County Thunder	<u>0</u>		

Round 3

	<u>Score:</u>	<u>Game</u>	<u>Day/Time/Field</u>
Tri-City Warriors	<u>2</u>	5	Sat. 3pm Field 3
vs Thurston County Thunder	<u>1</u>		

Everett Bruins	<u>1</u>	6	Sat. 3pm Field 4
vs Issaquah Warriors	<u>2</u>		

Semi Finals**Score:****Game****Day/Time/Field**

Semifinal A

5th Place Group 1

vs

Tri City Warriors

7**Sun. 12pm Field 1**

Semifinal B

Issaquah Warriors

vs

Everett Bruins

8**Sun. 10am Field 4**

Finals**Score:****Game****Day/Time/Field****Gold Medal**

Winner of Semifinal A

vs

Winner of Semifinal B

9**Sun. 2pm Field 2**

Bronze Medal

Loser Semifinal A

vs

Loser Semifinal B

10**Sun. 2pm Field 3**

2nd place after coin flip

1st Place after coin flip

Traditional Division 3 Round Robin Tournament

	W	L	D	PTS	GF	GA	GD
Fidalgo Lightning	2		1	7	7	2	Plus 5
Yakima Lightning #1		3		0	1	18	Minus 17
Clark County Blues	1	1	1	4	7	3	Plus 4
FW Thunder Blue	1		2	5	8	0	Plus 8

Round 1

	<u>Score:</u>	<u>Game</u>	<u>Day/Time/Field</u>
Fidalgo Lightning	<u>4</u>		
vs		1	Sat. 11am Field 2
Yakima Lightning	<u>1</u>		

Clark County Blues	<u>0</u>		
vs		2	Sat. 11am Field 3
FW Thunder Blue	<u>0</u>		

Round 2

	<u>Score:</u>	<u>Game</u>	<u>Day/Time/Field</u>
Yakima Lightning	<u>0</u>		
vs		3	Sat. 1pm Field 4
Clark County Blues	<u>6</u>		

FW Thunder Blue	<u>0</u>		
vs		4	Sat. 1pm Field 5
Fidalgo Lightning	<u>0</u>		

Round 3

	<u>Score:</u>	<u>Game</u>	<u>Day/Time/Field</u>
Clark County Blues	<u>1</u>		
vs		5	Sat. 4pm Field 2
Fidalgo Lightning	<u>3</u>		

Yakima Lightning	<u>0</u>		
vs		6	Sat. 4pm Field 4
FW Thunder Blue	<u>8</u>		

<u>Semi Finals</u>	<u>Score:</u>	<u>Game</u>	<u>Day/Time/Field</u>
Semifinal A			
Thurston County Thunder	_____	7	Sun. 10am Field 5
vs			
FW Thunder Blue	_____		

Semifinal B			
Fidalgo Lightning	_____	8	Sun. 10am Field 1
vs			
Clark County Blues	_____		

<u>Finals</u>		<u>Game</u>	<u>Day/Time/Field</u>
Gold Medal			
Winner of Semifinal A	_____	9	Sun. 12pm Field 2
vs			
Winner of Semifinal B	_____		

Bronze Medal			
Loser Semifinal A	_____	10	Sun. 12pm Field 3
vs			
Loser Semifinal B	_____		

Traditional Division 4 Round Robin Tournament

	W	L	D	PTS	GF	GA	GD
Marysville Q	2		1	5	6	4	Plus 2
Wenatchee Kickers		1	1		3	5	Minus 2
Issaquah Spirit	1	1	1	4	3	2	Plus 1
South Kitsap Thunder Boltz		2	1	1	2	3	Minus 1

Round 1

	<u>Score:</u>	<u>Game</u>	<u>Day/Time/Field</u>
Marysville Q	<u>3</u>	1	Sat. 11am Field 4
vs Wenatchee Kickers	<u>3</u>		

Issaquah Spirit	<u>1</u>	2	Sat. 12pm Field 2
vs South Kitsap Thunder Boltz	<u>1</u>		

Round 2

	<u>Score:</u>	<u>Game</u>	<u>Day/Time/Field</u>
Wenatchee Kickers	<u>0</u>	3	Sat. 2pm Field 2
vs Issaquah Spirit	<u>2</u>		

South Kitsap Thunder Boltz	<u>1</u>	4	Sat. 2pm Field 3
vs Marysville Q	<u>2</u>		

Round 3

	<u>Score:</u>	<u>Game</u>	<u>Day/Time/Field</u>
Issaquah Spirit	<u>0</u>	5	Sat. 4pm Field 5
vs Marysville Q	<u>1</u>		

Wenatchee Kickers	<u> </u>	6	Sun. 9am Field 2
vs South Kitsap Thunder Boltz	<u> </u>		

Semi Finals

Score:

Game

Day/Time/Field

Semifinal A	_____		
Yakima Lightning #1		7	Sun. 11am Field 2
vs	_____		
2nd Place Team			

Semifinal B	_____		
1st Place Team		8	Sun. 11am Field 4
vs	_____		
3rd Place Team			

Finals

Score:

Game

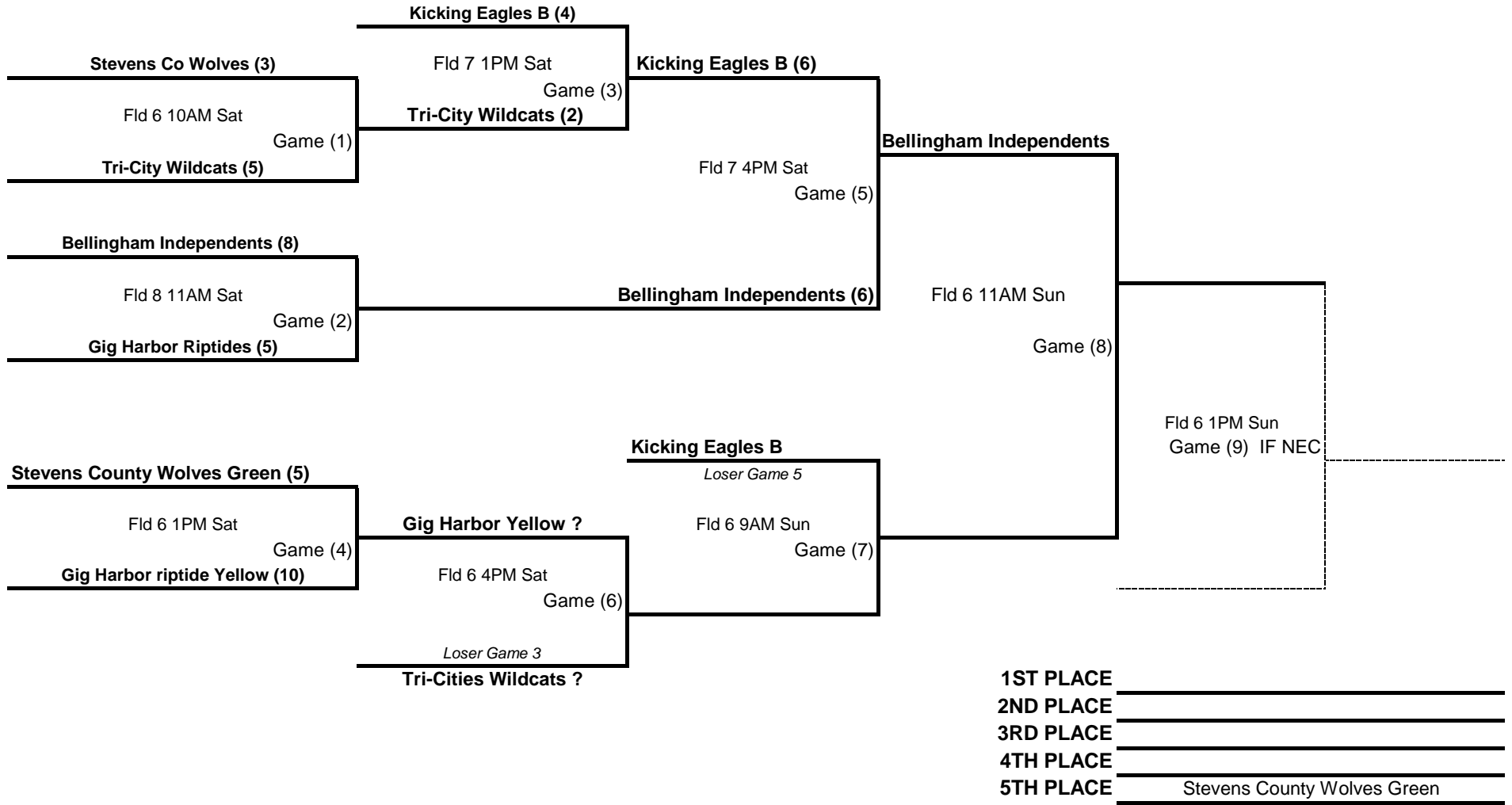
Day/Time/Field

<u>Gold Medal</u>	_____		
Winner of Semifinal A		9	Sun. 1pm Field 2
vs	_____		
Winner of Semifinal B			

Bronze Medal

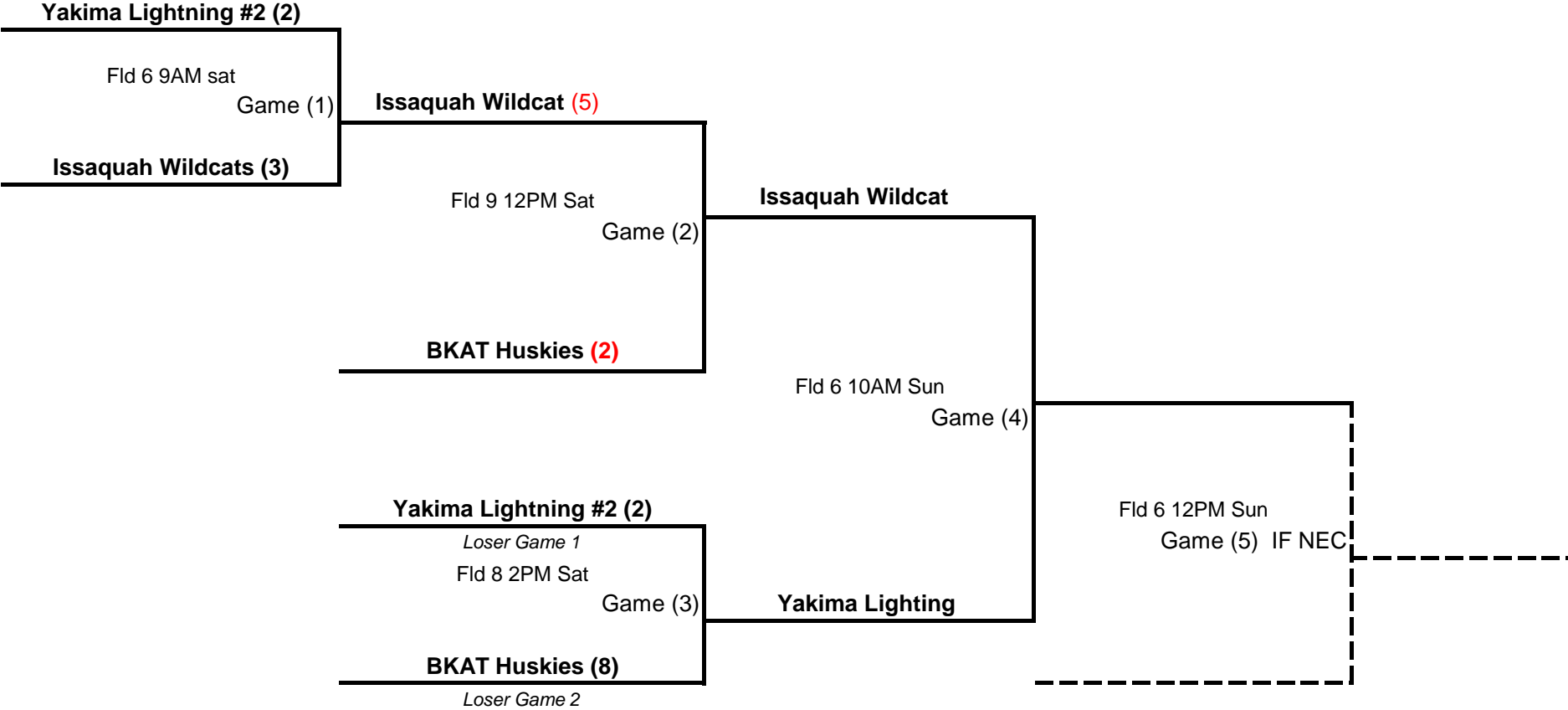
Loser Semifinal A	_____		
vs	_____	10	Sun. 1pm Field 5
Loser Semifinal B			

Division: 5 Traditional



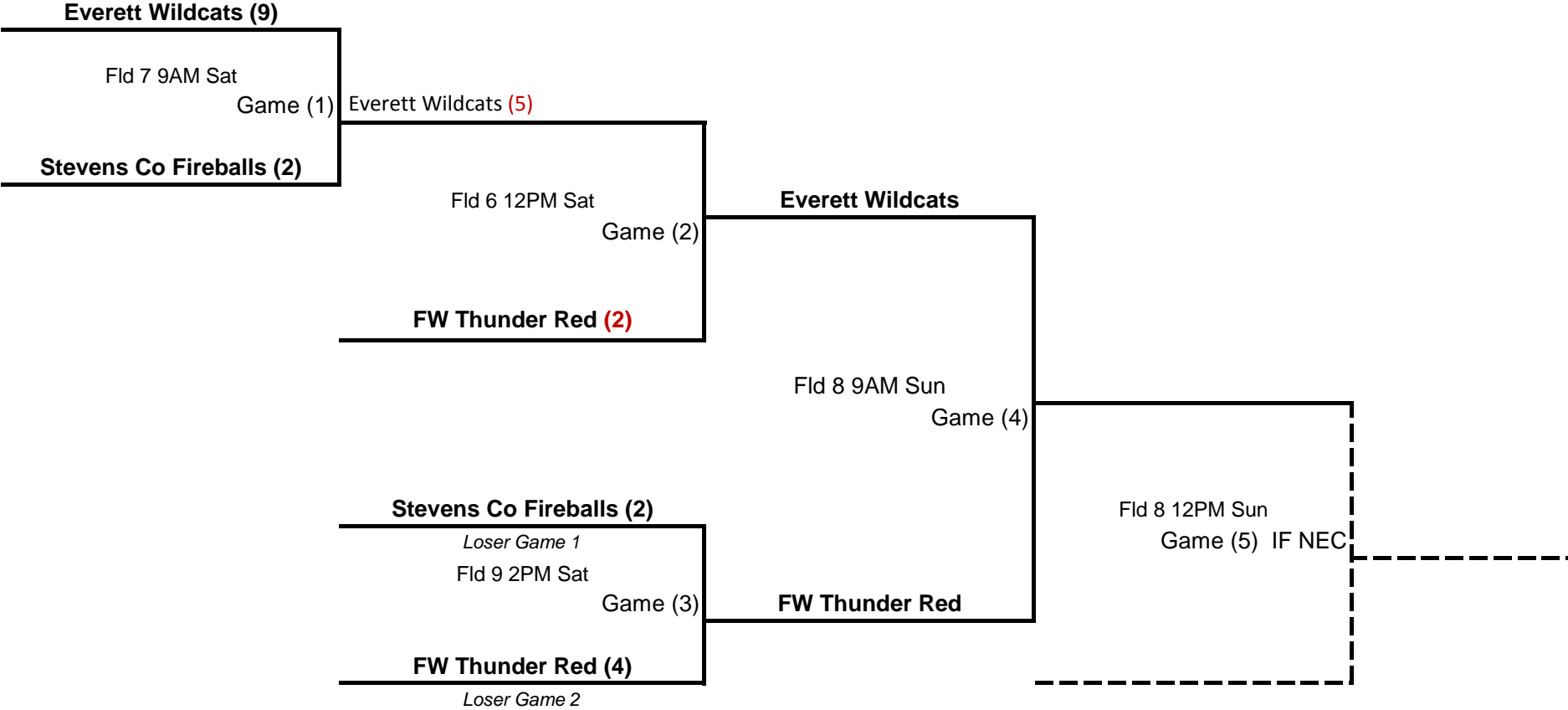
- 1ST PLACE _____
- 2ND PLACE _____
- 3RD PLACE _____
- 4TH PLACE _____
- 5TH PLACE Stevens County Wolves Green

Division: 6 Traditional



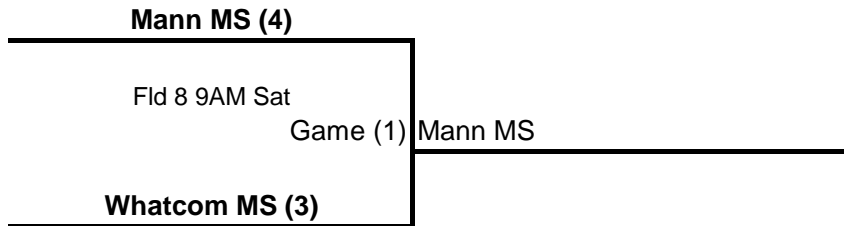
1ST PLACE _____
2ND PLACE _____
3RD PLACE _____
BKAT Huskies

Division: 7 Traditional



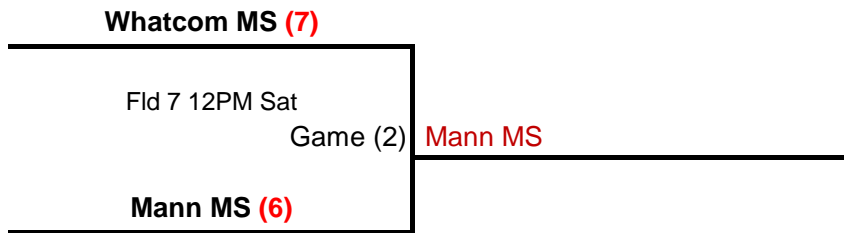
1ST PLACE _____
2ND PLACE _____
3RD PLACE _____

Division: Unified Middle School Division 1



Unified MS Exhibition Game 1

Whatcom MS
vs
Loser Div2 Game 3

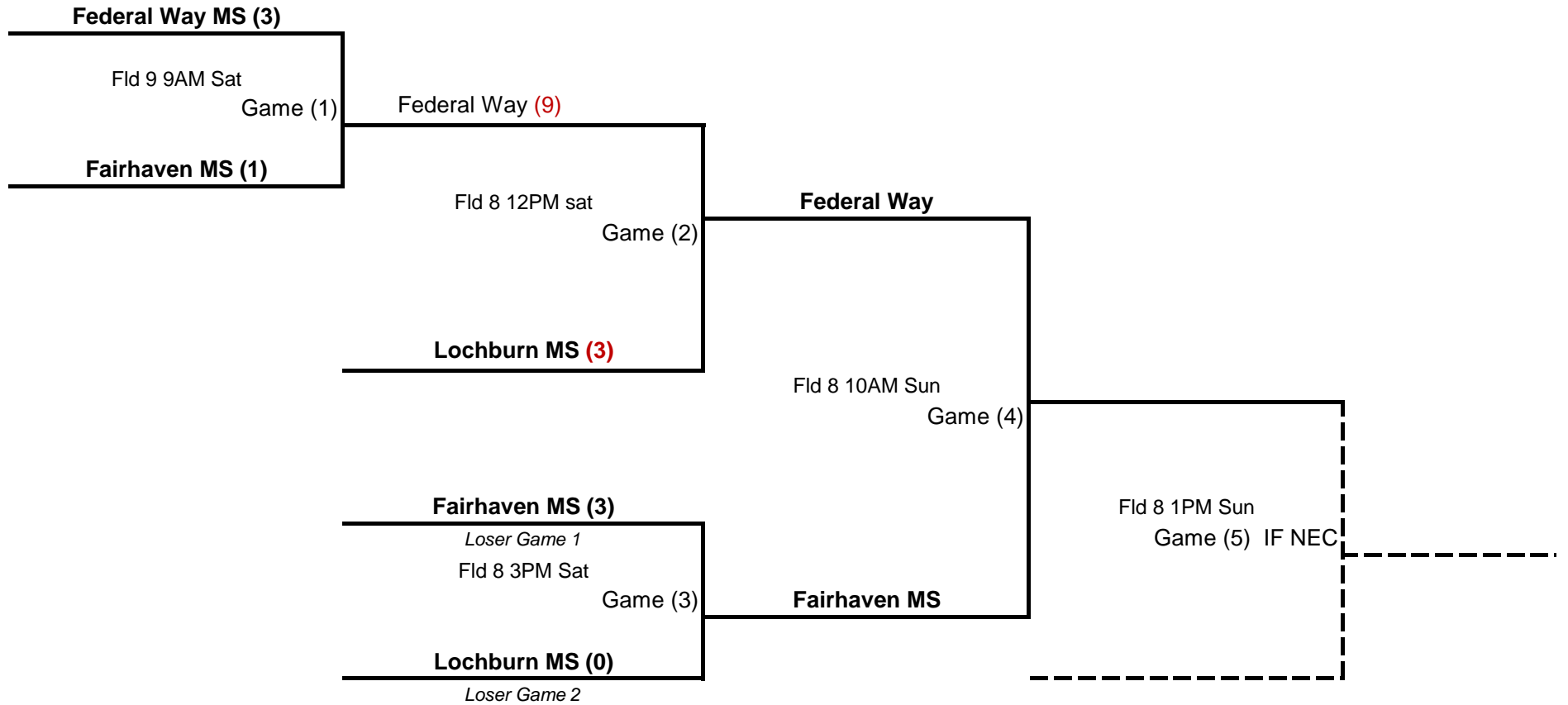


Unified Exhibition Game 2

Mann MS
vs
Loser Div2 Game 3

1ST PLACE **Mann MS**
2ND PLACE **Whatcom MS**

Division: Middle School Unified 2



1ST PLACE _____
2ND PLACE _____
3RD PLACE _____
Lochburn MS

Division: Unified Elementary

Bellingham (1)
Fld 8 10AM Sat Game (1)
Federal Way Unified Stars
FW Elementary (6)

FW Elementary (2)
Fld 8 1PM Sat Game (2)
FW Elementary
Bellingham (0)

1ST PLACE	<u>Federal Way Stars</u>
2ND PLACE	<u>Bellingham Ball cats</u>