

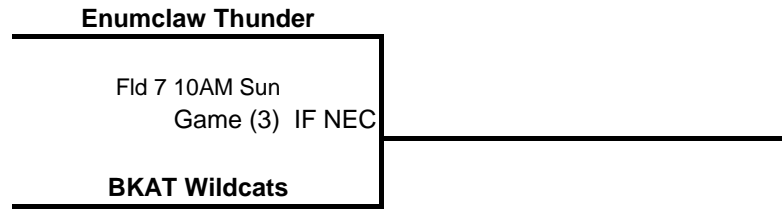
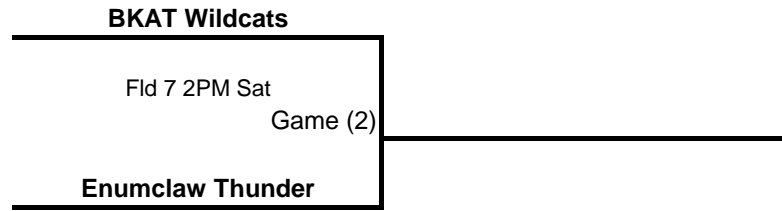
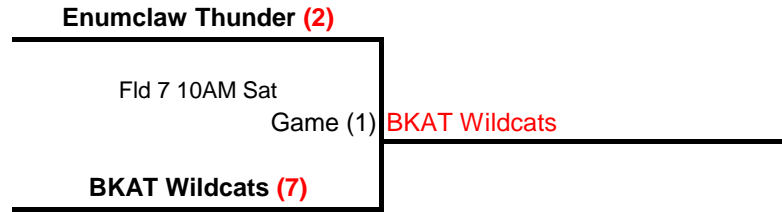
Spring Games-Soccer

Spring Games-Soccer									
TIME	FIELD 1 (Foss)	FIELD 2 (Foss)	FIELD 3	FIELD 4	FIELD 5	FIELD 6	FIELD 7	FIELD 8	FIELD 9
9:00AM	Unified 22+ Div 1 Game 1	Div 1 Game 1	Unified 22+ Div 1 Game 2	Div 1 Game 2	Div 2 Game 1	Div 6 Game 1	Div 7 Game 1	Unified MS Div 1 Game 1	Unified MS Div 2 Game 1
10:00AM	Unified 22+ Div 1 Game 3	Div 2 Game2	Unified 22+ Div 1 Game 4	Unified 22+ Div 2 Game 1	Ages 16-21 Game 1	Div 5 Game 1	Ages 8-15 Game 1	Unified Elem Game 1	X
11:00AM	Unified Sports Expeirnce	Div 3 Game 1	Div 3 Game 2	Div 4 Game 1	Unified 22+ Div 2 Game 2	X	X	Div 5 Game 2	X
12:00PM		Div 4 Game 2	Div 1 Game 3	Div 1 Game 4	Unified 22+ Div 2 Game 3	Div 7 Game 2	Unified MS Div 1 Game 2	Unified MS Div 2 Game 2	Div 6 Game 2
1:00PM		Div 2 Game 3	Div 2 Game 4	Div 3 Game 3	Div 3 Game 4	Div 5 Game 4	Div 5 Game 3	Unified Elem Game 2	X
2:00PM	Unified 22+ Div 2 Game 4	Div 4 Game 3	Div 4 Game 4	Unified 22+ Div 1 Game 5	Div 1 Game 5	X	Ages 8-15 Game 2	Div 6 Game 3	Div 7 Game 3
3:00PM	Div 1 game 6	Unified 22+ Div 1 Game 6	Div 2 Game 5	Div 2 Game 6	Ages 16-21 Game 2	X	X	Unified MS Div 2 Game 3	X
4:00PM	Unified 22+ Div 2 Game 5	Div 3 Game 5	Unified 22+ Div 2 Game 6	Div 3 Game6	Div 4 Game 5	Div 5 Game 6	Div 5 Game 5	Unified Elem Game 3 (If Nec)	X

Sunday June 4, 2017

TIME	FIELD 1 (Foss)	FIELD 2 (Foss)	FIELD 3	FIELD 4	FIELD 5	FIELD 6	FIELD 7	FIELD 8
9:00AM	Unified 22+ Div 1 Game 7	Div 4 Game 6	Div 1 Game 7	Div 1 Game 8	Unified 22+ Div 2 Game 7	Div 5 Game 7	Unified MS Div 1 Game 3 (If Nec)	Div 7 Game 4
10:00AM	Div 3 Game 8	Unified 22+ Div 1 Game 8	Ages 16-21 Game 3 (If Nec)	Div 2 Game 8	Div 3 Game 7	Div 6 Game 4	Ages 8-15 Game 3 (If Nec)	Unified MS Div 2 Game 4
11:00AM	Div 1 Game 10	Div 4 Game 7	Unified 22+ Div 2 Game 8	Div 4 Game 8	Div 1 Game 9	Div 5 Game 8	Unified MS Exhibition 1	Unified MS Exhibition 2
12:00PM	Div 2 Game 7	Div 3 Game 9	Div 3 Game 10	Unified 22+ Div 1 Game 10	Unified 22+ Div 1 Game 11	Div 6 Game 5 (If Nec)	Unified MS Exhibition 3	Div 7 Game 5 (If Nec)
1:00PM	Unified 22+ Div 1 Game 9	Div 4 Game 9	Div 1 Game 12	Unified 22+ Div 2 Game 9 (If Nec)	Div 4 Game 10	Div 5 Game 9 (If Nec)	X	Unified MS Div 2 Game 5 (If Nec)
2:00PM	Div 1 Game 11	Div 2 Game 9	Div 2 Game 10	Unified 22+ Div 1 Game 12	X	X	X	X

Division: Ages 8 - 15



1ST PLACE _____
2ND PLACE _____

Division: Ages 16 - 21

Federal Way Stars

Fld 5 10AM Sat
Game (1)

Vancouver Terriers

Vancouver Terriers

Fld 5 3PM Sat
Game (2)

Federal Way Stars

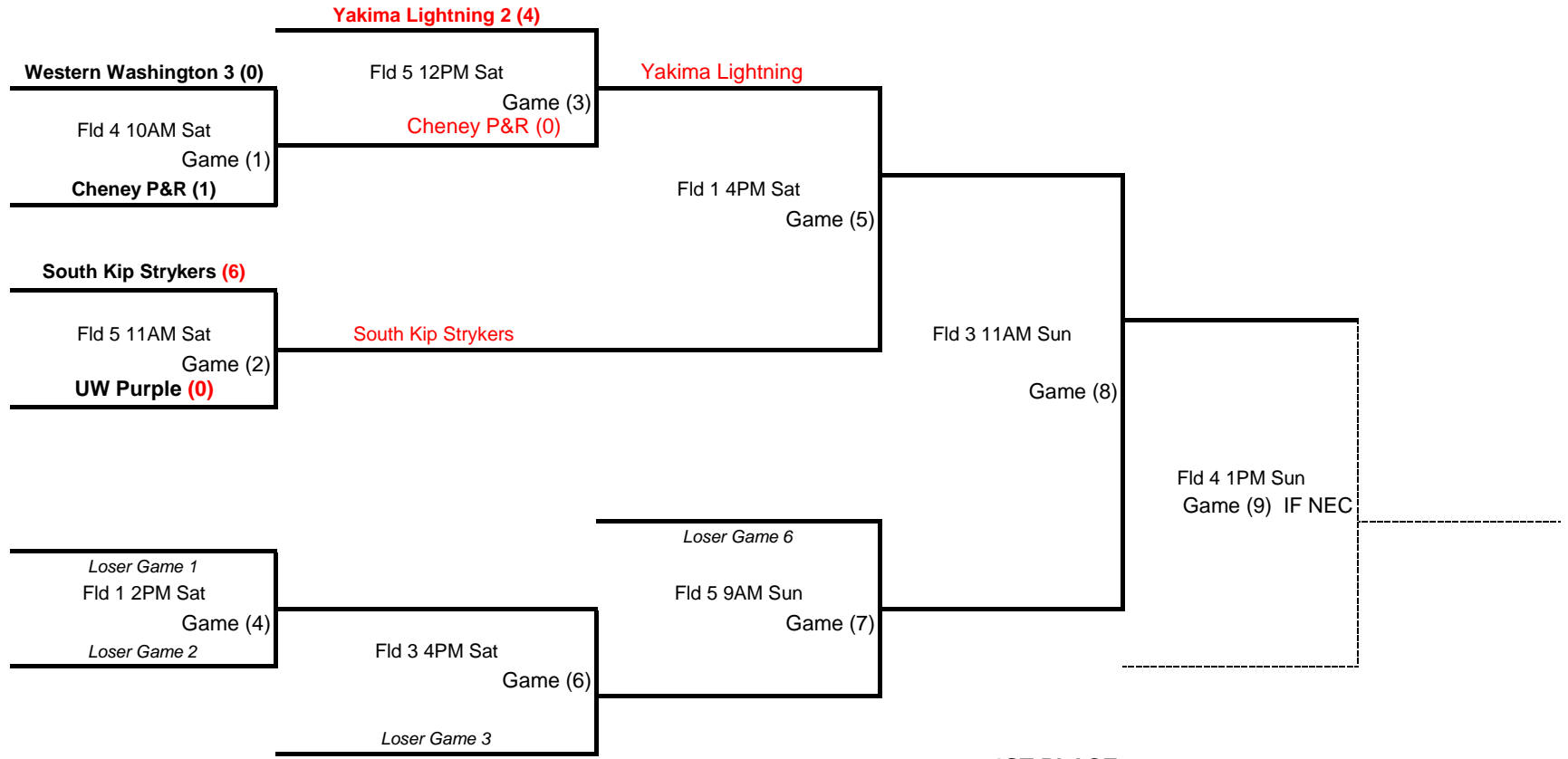
Federal Way Stars

Fld 3 10AM Sun
Game (3) IF NEC

Vancouver Terriers

1ST PLACE _____
2ND PLACE _____

Unified Ages 22+ Division 2



- 1ST PLACE _____
- 2ND PLACE _____
- 3RD PLACE _____
- 4TH PLACE _____
- 5TH PLACE _____

Round 3**Score:****Game****Day/Time/Field**

BKAT Styking Lynx

vs

Kelso-Longview Stars

5

Sat. 2pm Field 5

Marysville Sidekicks

vs

Stevens County Stars

6

Sat. 3pm Field 1

Bye: Mercer Island Islanders

Round 4**Score:****Game****Day/Time/Field**

Stevens County Stars

vs

BKAT Styking Lynx

7

Sun. 9am Field 3

Kelso-Longview Stars

vs

Mecer Islander Islanders

8

Sun. 9am Field 4

Bye: Marysville Sidekicks

Round 5**Score:****Game****Day/Time/Field**

Mecer Islander Islanders

vs

Stevens County Stars

9

Sun. 11am Field 5

BKAT Styking Lynx

vs

Marysville Sidekicks

10

Sun. 11am Field 1

Bye: Kelso-Longview

Medal Rounds

Score:

Game

Day/Time/Field

D1

Gold Medal			
1st Place Team	_____		
vs		11	Sun. 2pm Field 1
2nd Place Team	_____		

Bronze Medal			
3rd Place Team	_____		
vs		12	Sun. 1pm Field 3
4th Place Team	_____		

Semi Finals**Score:****Game****Day/Time/Field**

Semifinal A

5th Place Group 1

vs

2nd Place Team Group 2

7

Sun. 12pm Field 1

Semifinal B

1st Place Team Group 2

vs

3rd Place Team Group 2

8

Sun. 10am Field 4

Finals**Score:****Game****Day/Time/Field****Gold Medal**

Winner of Semifinal A

vs

Winner of Semifinal B

9

Sun. 2pm Field 2

Bronze Medal

Loser Semifinal A

vs

Loser Semifinal B

10

Sun. 2pm Field 3

Traditional Division 3 Round Robin Tournament

	W	L	D	PTS	GF	GA	GD
Fidalgo Lightning	1			4			
Yakima Lightning #1		1		1			
Clark County Blues			1				
FW Thunder Blue			1				

Round 1

Score:

Game

Day/Time/Field

Fidalgo Lightning	<u> </u> 4					
vs			1	Sat. 11am Field 2		
Yakima Lightning	<u> </u> 1					

Clark County Blues	<u> </u>					
vs			2	Sat. 11am Field 3		
FW Thunder Blue	<u> </u>					

Round 2

Score:

Game

Day/Time/Field

Yakima Lightning	<u> </u>					
vs			3	Sat. 1pm Field 4		
Clark County Blues	<u> </u>					

FW Thunder Blue	<u> </u>					
vs			4	Sat. 1pm Field 5		
Fidalgo Lightning	<u> </u>					

Round 3

Score:

Game

Day/Time/Field

Clark County Blues	<u> </u>					
vs			5	Sat. 4pm Field 2		
Fidalgo Lightning	<u> </u>					

Yakima Lightning	<u> </u>					
vs			6	Sat. 4pm Field 4		
FW Thunder Blue	<u> </u>					

Semi Finals	Score:	Game	Day/Time/Field
Semifinal A			
4th Place Team Div 2	_____		
vs		7	Sun. 10am Field 5
2nd Place Team	_____		

Semifinal B			
1st Place Team	_____		
vs		8	Sun. 10am Field 1
3rd Place Team	_____		

Finals		Game	Day/Time/Field
Gold Medal			
Winner of Semifinal A	_____		
vs		9	Sun. 12pm Field 2
Winner of Semifinal B	_____		

Bronze Medal			
Loser Semifinal A	_____		
vs		10	Sun. 12pm Field 3
Loser Semifinal B	_____		

Traditional Division 4 Round Robin Tournament

	W	L	D	PTS	GF	GA	GD
Marysville Q			1				
Wenatchee Kickers			1				
Issaquah Spirit			1	1			
South Kitsap Thunder Boltz			1	1			

Round 1

	<u>Score:</u>	<u>Game</u>	<u>Day/Time/Field</u>
Marysville Q	<u> 3 </u>	1	Sat. 11am Field 4
vs Wenatchee Kickers	<u> 3 </u>		

Issaquah Spirit	<u> 1 </u>	2	Sat. 12pm Field 2
vs South Kitsap Thunder Boltz	<u> 1 </u>		

Round 2

	<u>Score:</u>	<u>Game</u>	<u>Day/Time/Field</u>
Wenatchee Kickers	<u> </u>	3	Sat. 2pm Field 2
vs Issaquah Spirit	<u> </u>		

South Kitsap Thunder Boltz	<u> </u>	4	Sat. 2pm Field 3
vs Marysville Q	<u> </u>		

Round 3

	<u>Score:</u>	<u>Game</u>	<u>Day/Time/Field</u>
Issaquah Spirit	<u> </u>	5	Sat. 4pm Field 5
vs Marysville Q	<u> </u>		

Wenatchee Kickers	<u> </u>	6	Sun. 9am Field 2
vs South Kitsap Thunder Boltz	<u> </u>		

Semi Finals**Score:****Game****Day/Time/Field**

Semifinal A	_____		
4th Place Team Div 3		7	Sun. 11am Field 2
vs	_____		
2nd Place Team			

Semifinal B

1st Place Team

vs

3rd Place Team

8

Sun. 11am Field 4

Finals**Score:****Game****Day/Time/Field****Gold Medal**

Winner of Semifinal A

vs

Winner of Semifinal B

9

Sun. 1pm Field 2

Bronze Medal

Loser Semifinal A

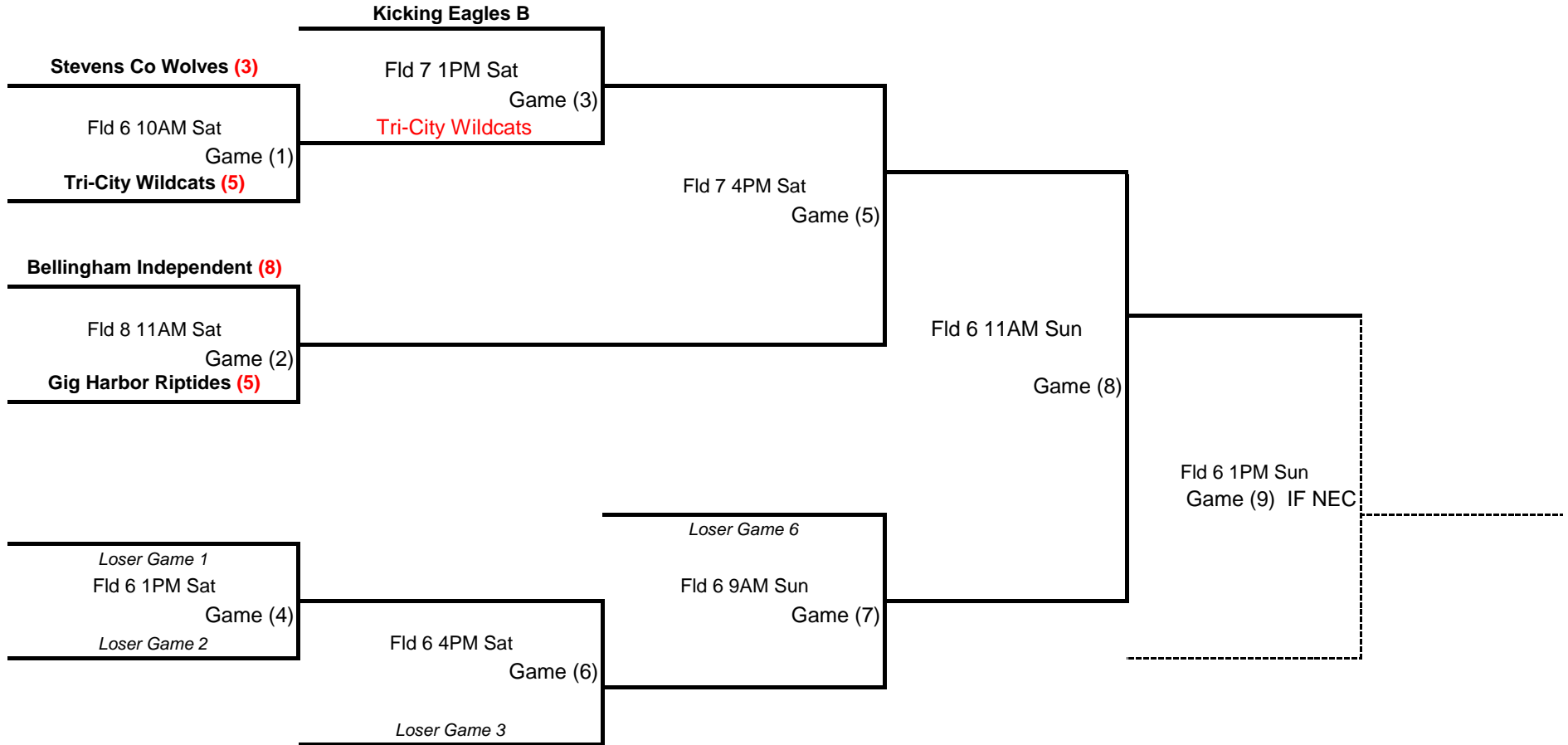
vs

Loser Semifinal B

10

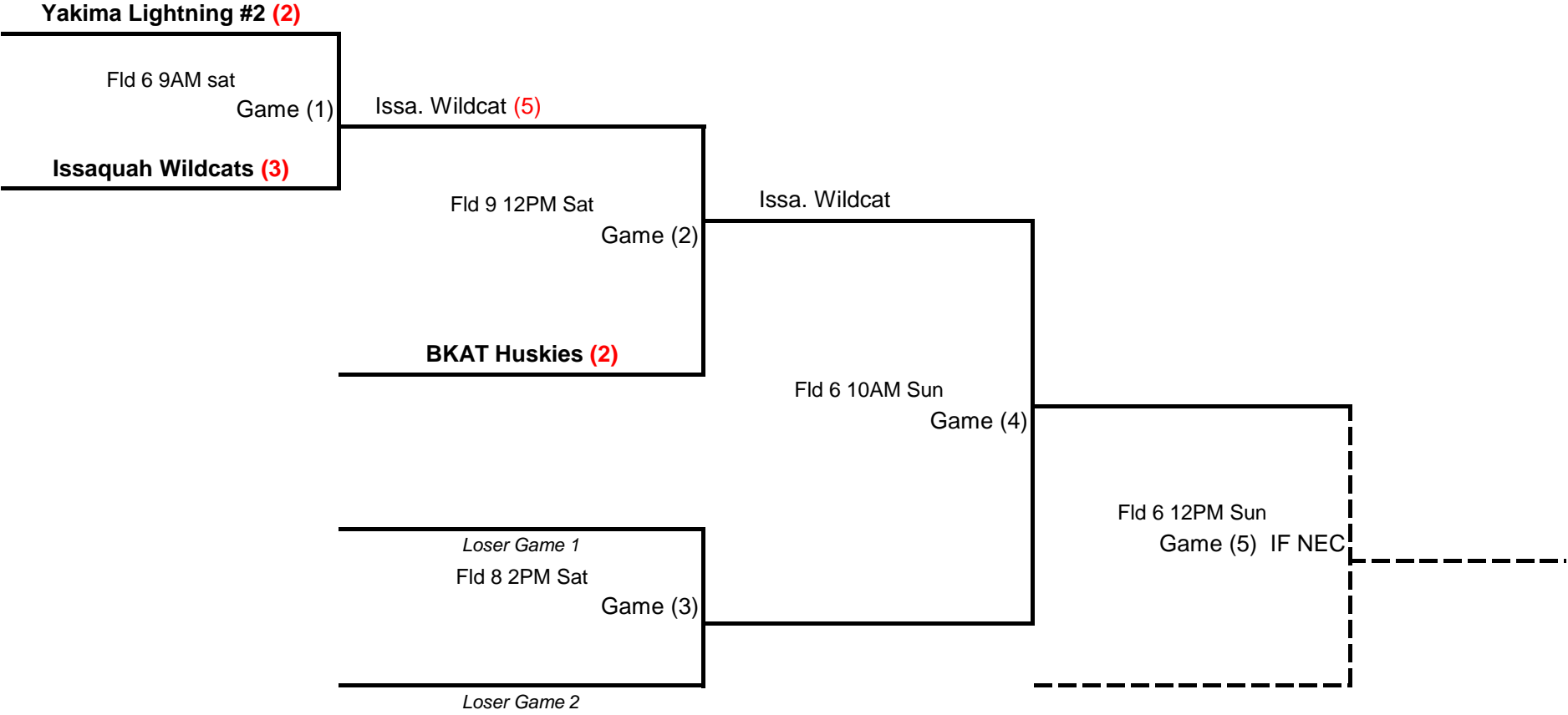
Sun. 1pm Field 5

Division: 5 Traditional



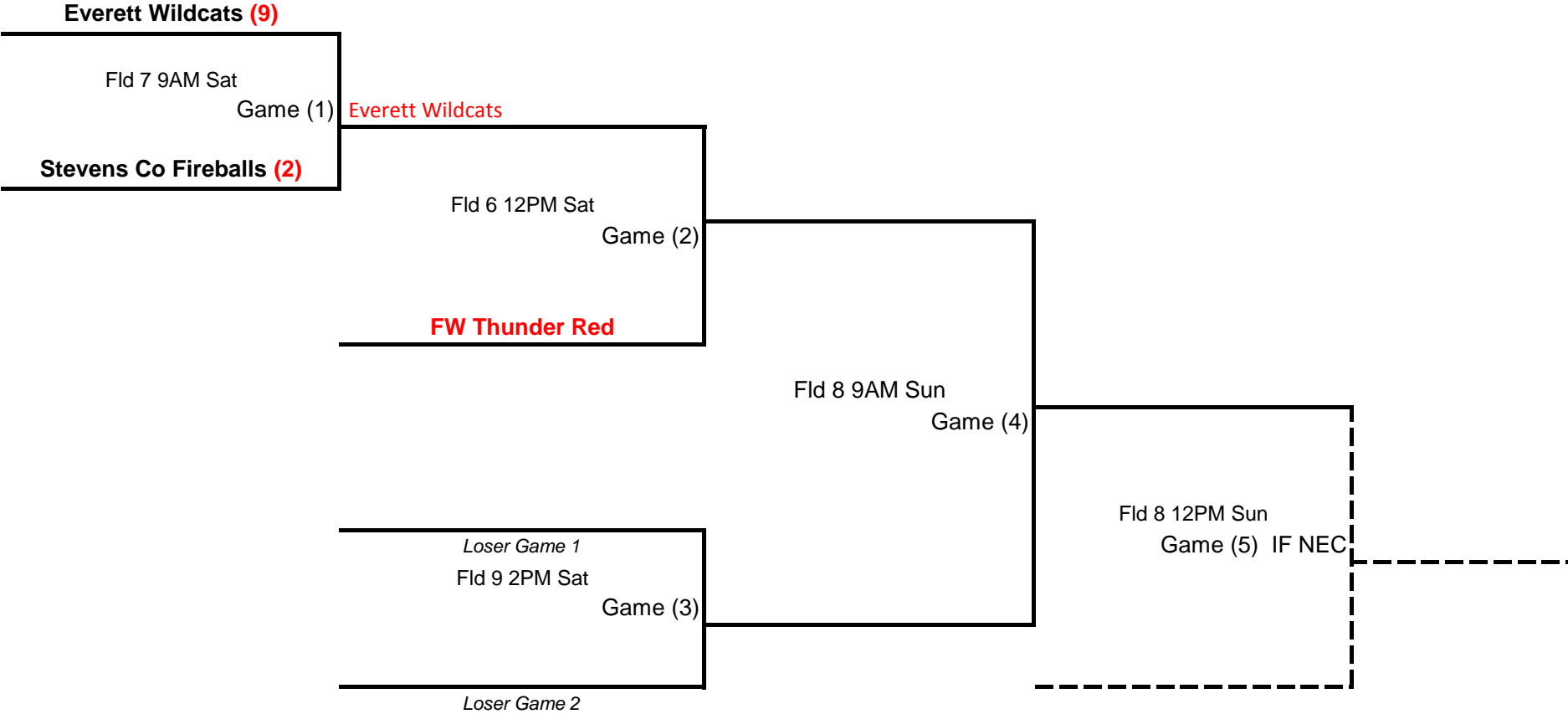
- 1ST PLACE** _____
- 2ND PLACE** _____
- 3RD PLACE** _____
- 4TH PLACE** _____
- 5TH PLACE** _____

Division: 6 Traditional



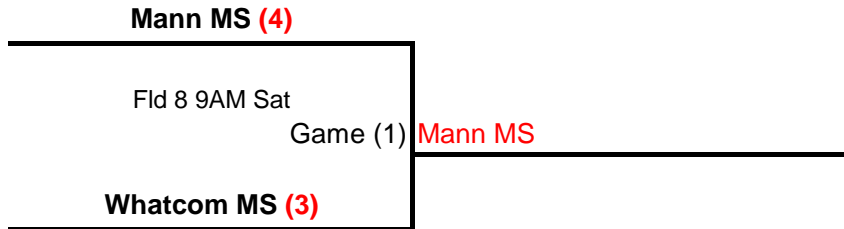
1ST PLACE _____
2ND PLACE _____
3RD PLACE _____

Division: 7 Traditional



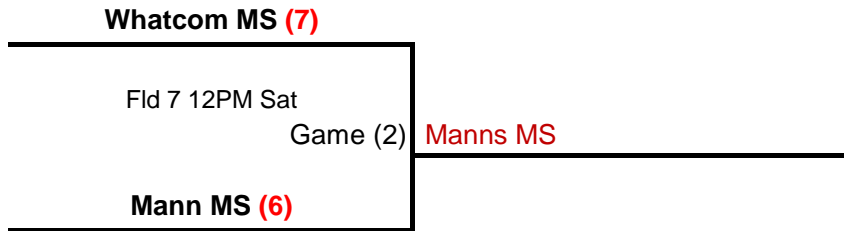
1ST PLACE _____
2ND PLACE _____
3RD PLACE _____

Division: Unified Middle School Division 1



Unified MS Exhibition Game 1

Whatcom MS
vs
Loser Div2 Game 3



Unified Exhibition Game 2

Mann MS
vs
Loser Div2 Game 3

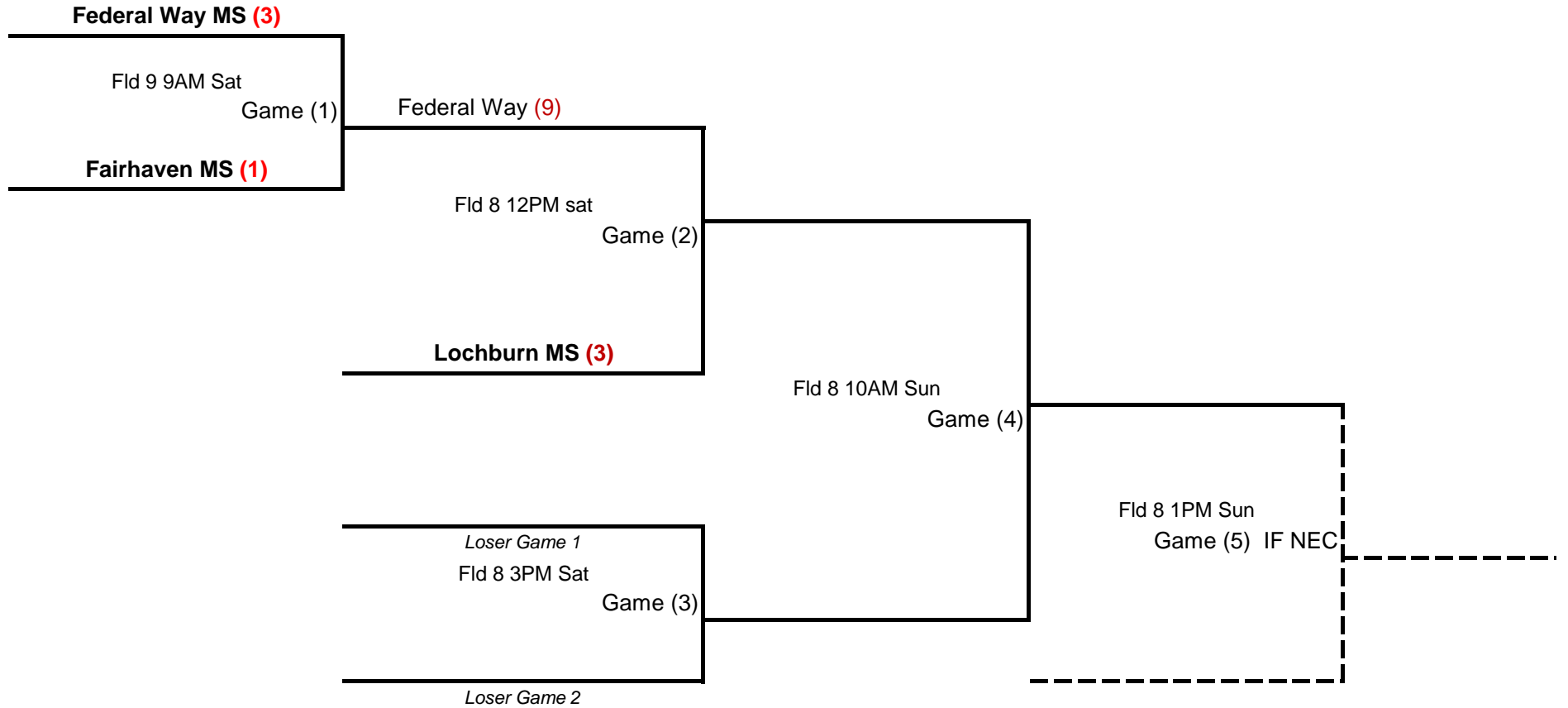


Unified Exhibition Game 3

Whatcom MS
vs
Loser Div 2 Game 4/5

1ST PLACE _____
2ND PLACE _____

Division: Middle School Unified 2



1ST PLACE _____
2ND PLACE _____
3RD PLACE _____

Division: Unified Elementary

Bellingham (1)

Fld 8 10AM Sat

Game (1) **Federal Way Unified Stars**

FW Elementary (6)

FW Elementary

Fld 8 1PM Sat

Game (2)

Bellingham

Bellingham

Fld 8 4PM Sat

Game (3) IF NEC

FW Elementary

1ST PLACE

2ND PLACE