



5v5 Basketball

Sport Rules

Special Olympics





TABLE OF CONTENTS

- 1. GOVERNING RULES..... 3
- 2. OFFICIAL EVENTS..... 3
- 3. 5v5 TEAM COMPETITION..... 3
- 4. COURT AND EQUIPMENT 5
- 5. BASKETBALL SKILLS ASSESSMENT TESTS (BSAT) 6



1. GOVERNING RULES

The Official Special Olympics Sports Rules for Basketball shall govern all Special Olympics competitions. As an international sports program, Special Olympics has created these rules based upon International Basketball Federation (Fédération Internationale de Basketball) (FIBA) rules for basketball found at <http://www.fiba.com>. FIBA or National Governing Body (NGB) rules shall be employed except when they are in conflict with the Official Special Olympics Sports Rules for Basketball or Article I. In such cases, the Official Special Olympics Sports Rules for Basketball shall apply.

Refer to [Sport Rules Article 1](#), for more information pertaining to Codes of Conduct, Training Standards, Medical and Safety Requirements, Divisioning, Awards, Criteria for Advancement to Higher Levels of Competition, and Unified Sports.

2. OFFICIAL EVENTS

The range of events is intended to offer competition opportunities for athletes of all abilities. A Program may determine the events offered and, if required, guidelines for the management of those events. Coaches are responsible for providing training and event selection appropriate to each athlete's skill and interest.

The following is a list of official events available in Special Olympics.

Team Competition (5-on-5)

Unified Sports® Team Competition (5-on-5)

3. 5v5 TEAM COMPETITION

3.1 Divisioning

- 3.1.1 The Head Coach must submit the scores from the two Basketball Skills Assessment Tests (BSAT), e.g., dribbling and perimeter shooting, for each player on his/her roster prior to competition.
- 3.1.2 These tests are for player/team assessment only and are not competition events for medals and ribbons. Information regarding the BSAT is found in Section 5).
- 3.1.3 The Head Coach also must identify his/her five best players in terms of their on-court playing ability by placing a star next to their names on the roster.
- 3.1.4 The "team score" shall be determined by adding the top seven players' scores and then dividing that total by seven.
- 3.1.5 Teams are initially grouped in divisions according to their BSAT team score.
- 3.1.6 A classification round (or rounds) of games shall then be conducted as a means of finalizing the divisioning process. The classification round can be conducted utilizing a process that best fits the size of the event. These may include use of assessment tests videos, Swiss ladder system or straight to competition format.
- 3.1.7 In the classification round, teams will play one or more games with each game lasting at least six minutes lasting no longer than eight minutes.
 - 3.1.7.1 Teams may be moved from any pool throughout the pool play process in order to maintain competitive balance. The Divisioning Committee reserves the right to adjust the divisioning prior to medal round.
 - 3.1.7.2 Every effort will be made to guarantee the integrity of the games and divisioning process. The ultimate goal of the Committee is to select divisions



with teams of similar ability. The decision of the Committee is final and may not be appealed/protested.

3.1.8 Each team will be required to play all team members.

3.2 Competition Adaptations

Following are adaptations of FIBA rules which may be used when conducting Special Olympics basketball team competitions. These adaptations are optional, and it remains the responsibility of each individual Special Olympics Program to determine whether they will be employed.

3.2.1 Length of game may be adjusted at the discretion of the competition manager.

3.2.2 The 24-second or 30-second shot clock may be used at the discretion of the competition management team.

3.2.3 The free throw shooter shall release the ball within 10 seconds from the time it is placed at the shooter's disposal by one of the officials.

3.2.4 During frontcourt throw-in, ball can be thrown directly into backcourt.

3.2.5 Five second closely guarded count only in the front court.

3.2.6 Two free throws awarded (non-shooting) foul after the 4th foul (includes player technical fouls)

3.2.7 If medical device is worn, it must be approved prior to competition. Includes any device worn that covers the face, lower arm (from the elbow to the wrist), knee, or lower leg. A document from a Doctor indicating the purpose and composition of the device will assist in addressing any risk management issues.

3.3 Team and Players

3.3.1 A team shall consist of five players.

3.3.2 The composition of a team, including substitutes, may not exceed 10 players.

3.4 Uniform/Apparel

3.4.1 All players must wear basketball attire with identifying numbers and flat rubber sole athletic shoes.

3.4.2 Team uniform shirts and shorts must be identical in trim color and style.

3.4.3 Undershirts, if worn, must match the color of the body of the uniform and must be identical in color, or white. Undershirts may be worn by some or all of the players, and may be short sleeve or tank top (no cut or ragged edges are allowed). All numbers are to be per NGB specifications.

3.4.4 Head Coverings: Head coverings are permitted but should adhere to the FIBA rules.

3.4.4.1 It shall meet the same safety standards as for a medical head covering. Head covering must be of a single, solid color unadorned.

3.4.5 Individuals who do not adhere to uniform regulations will not be allowed to enter a game.

3.5 Unified Sports® Events

3.5.1 Unified Sports Team Competition 5 v 5

3.5.1.1 The roster shall contain a proportionate number of athletes and partners.



- 3.5.1.2 Team 5 v 5: Five players are required to start a game. FIBA rules allow a team to continue to play with a lineup with as few as two players before a game is forfeited. After a game begins and during competition, only the following lineup ratios are allowed: 5 v 5 Basketball (Start of game 5 players on court / team can drop down to max 2 players):
 - 3A/2P (Start of game)
 - 3A/1P (Exception: Play can continue with 3 athletes and 1 partner due to a partner personal foul or injury).
 - 2A/2P
 - 2A/1P
 - 1A/1P
- 3.5.1.3 It is required that athletes and Unified partners are of similar age and similar ability. For more information on similar age and ability please see Sport Rules Article 1 Section 14.1.2
- 3.5.1.4 Only Athletes can be replaced by Athletes and Partners can only be replaced by Partners. If these substitutions can't be followed, teams can drop down following the Federation (FIBA) rules. Principles of Meaningful Involvement must be followed at all times.
- 3.5.2 Each team shall have an adult non-playing coach responsible for the lineup and conduct of the team during competition.

4. COURT AND EQUIPMENT

4.1 Basketballs

- 4.1.1 Male competition for athletes 12 years and over should use a size 7 basketball.
Circumference: between 749 millimeters [29.5 in] and 780 millimeters [30.7 in]
Weight: between 567 grams [20 oz] and 650 grams [23 oz]
- 4.1.2 Female competition for athletes 12 years and over should use a smaller size 6 basketball.
Circumference: between 724 millimeters [28.5 in] and 737 millimeters [29 in]
Weight: between 510 grams [18 oz] and 567 grams [20 oz]
- 4.1.3 Competition for all athletes (male and female) under 12 years of age should use a smaller size 5 basketball.
Circumference: between 686 millimeters [27 in] and 724 millimeters [28.5 in]
Weight: between 397 grams [14 oz] and 454 grams [16 oz])

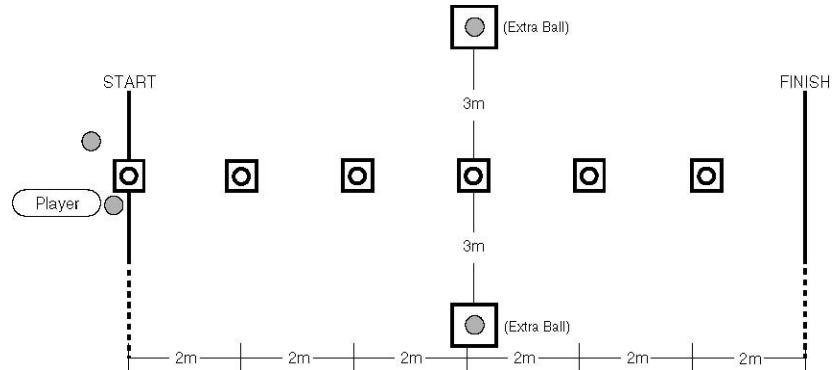
4.2 Baskets

- 4.2.1 The baskets shall comprise the backboard, rings and nets.
- 4.2.2 For competition, the basket ring is normally 3.05 meters (10 ft) above the floor.
- 4.2.3 A shorter basket which has its ring 2.44 meters (8 ft) above the floor may be used for junior division competition.



5. BASKETBALL SKILLS ASSESSMENT TESTS (BSAT)

5.1 Dribbling

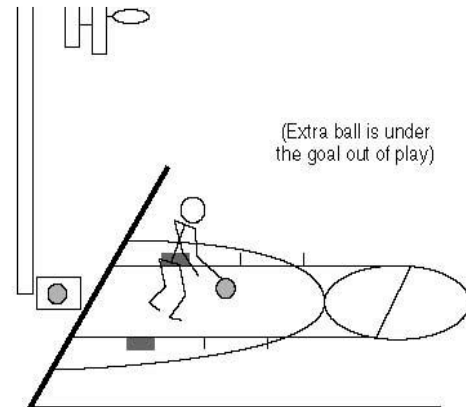
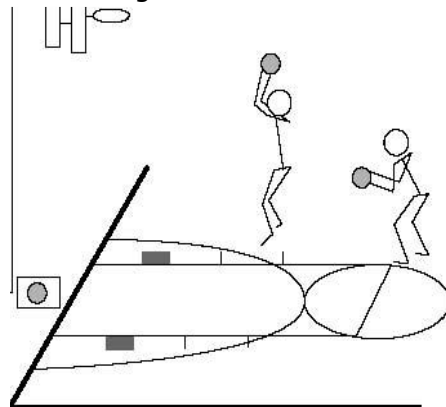


- 5.1.1 Set-up: An area of the basketball court (preferably along a sideline or down the center line), six cones, floor tape and four basketballs one that the athlete is provided initially, two others that are for back-up in case the basketball bounces away, and one more to continue the test.
- 5.1.2 Time: 60 seconds for one trial.
- 5.1.3 Test
 - 5.1.3.1 A player is instructed to dribble the ball while passing alternately to the right and to the left of six obstacles placed in a line, 2 meters (6 ft 6 3/4 in) apart, on a 12 meter course.
 - 5.1.3.2 The player may start to the right or to the left of the first obstacle but must pass each obstacle alternately thereafter. One point is awarded each time a cone is passed. (For example, if the player successfully dribbles the ball from the starting line, weaves in and out through the entire obstacle course one time, and places the ball down at the finish line, a score of five has been achieved.)
 - 5.1.3.3 When the last obstacle is passed and the finish line reached, the player puts the ball down, sprints back to the start for the next ball, and repeats the slalom.
 - 5.1.3.4 The player continues until 60 seconds have elapsed.
 - 5.1.3.5 If a player loses control of the ball, the clock continues to run.
 - 5.1.3.6 The player recovers the ball or picks up the nearest back-up ball and may re-enter at any point along the course.
- 5.1.4 Scoring
 - 5.1.4.1 The player must use legal dribbles and must have control of the ball during a midpoint-to-next-midpoint space in order to get credit for that cone successfully passed).
 - 5.1.4.2 The player's score is how many cones (midpoints) he/she successfully passes in 60 seconds.
- 5.1.5 Staging
 - 5.1.5.1 Volunteers administer the test and are not to interfere with any player who is performing the test.



- 5.1.5.2 Volunteer A will instruct the group doing this particular test while Volunteer B demonstrates the actual test.
- 5.1.5.3 Volunteer A will give a basketball to the player who will take the test, signal by raising their arm that the test is about to begin, and blow a low whistle to indicate that the test has begun and will count how many field goals the player makes in one minute.
- 5.1.5.4 Volunteers B and C, who are standing behind the extra balls, will retrieve and replace the basketball whenever it goes out of play.
- 5.1.5.5 Volunteer D will time and record the athlete's score.
- 5.1.5.6 Each volunteer is to administer the test and manage the area only.

5.2 Perimeter Shooting



- 5.2.1 Set-up: A goal, the official NGB free throw lane, floor tape and two basketballs, one that the athlete is provided initially, another that is for back-up in case the basketball bounces away.
- 5.2.2 Time: one trial of one minute.
- 5.2.3 Test
 - 5.2.3.1 A player stands at the juncture of the free-throw line and lane, either to the left or right. The player dribbles toward the goal and attempts a field goal of his/her choice outside the 2.75 meter (9 ft) arc.
 - 5.2.3.2 This attempt must be taken anywhere outside the 2.75 meter arc marked off by a dotted line. [This arc intersects with the free-throw restraining circle].
 - 5.2.3.3 The player then rebounds the basketball (made or missed shot) and dribbles anywhere outside the arc before attempting another field goal.
 - 5.2.3.4 The player shall make as many field goals as described above in one one-minute trial.
- 5.2.4 Scoring
 - 5.2.4.1 Two points are awarded for each field goal made within the one-minute trial.
- 5.2.5 Staging
 - 5.2.5.1 Volunteers administer the test and are not to interfere with any player who is performing the test.
 - 5.2.5.2 Volunteer A will instruct the group doing this particular test while Volunteer B demonstrates the actual test.



- 5.2.5.3 Volunteer A will give a basketball to the player who will take the test, signal by raising their arm that the test is about to begin and blow a low whistle to indicate that the test has begun, and will count how many field goals that player makes in one minute.
- 5.2.5.4 Volunteer B, who is standing behind the extra ball, will retrieve and replace the basketball whenever it goes out of play.
- 5.2.5.5 Volunteer C will time and record the athlete's score.
- 5.2.5.6 Each volunteer is to administer the test and manage the area only.